

HOW TO SUCCESSFULLY ENROLL NEW PARTNER MEMBERS

01

IMPORT YOUR CONTACTS

We have 5 ways to import (Google, Yahoo, Outlook, CSV and Importing from our iPhone or Android Apps). The average person has 458 contacts in their phone/email client, etc.

458

02

SEND INVITES

Our personal invites are by far the most successful with a 3 to 1 higher ratio than our other invitation emails. Call your contacts after sending the email invite. Say something like “I just sent you an invitation to something I think you’ll be interested in. When can we arrange a quick call?”

3 to 1

03

CALL YOUR INVITES TO ARRANGE A MEETING IN PERSON


(If in person is not possible, then via Phone or Skype). Expecting people to go though the process on their own yields a 2.94% rate, while calling them and walking them through it has proven to be effective in getting an upgrade at least 25% of the time.

25%

04

HAVE THEM WATCH THE VIDEO

Guide them to our website and make sure they watch the presentation video first, then ask them if they have any questions, and using the FAQs answer them. Finally, make sure they register.



05

HELP THEM UPGRADE TO MEMBER, PARTNER, or PARTNER MEMBER


Upgrade Options: Member only \$100, Partner only \$195 and Partner Member \$295.

\$100, \$195 or \$295

06

HAVE THEM WATCH THE PARTNER WELCOME VIDEO


Assuming they upgraded as a Partner or Partner Member they will see a video that explains what they should do next. Ask them if they have any questions



07

HAVE THEM COMPLETE THE ACCOUNT SETUP STEPS AND THE NEW PARTNER CHECKLIST


Right after watching the new Partner video, they’ll be directed to the Account Setup steps. Make sure they complete each one. Use the new Partner Checklist to ensure everything was completed. Tip: Users with photos are 6.7 times more engaged than those without photos.



08

COVER THE GUIDE TO SUCCESS WITH THEM

Review the roadmap with your new Partner ensuring that they complete the guide and every step within it, especially when it comes to sending email invitations and Facebook marketing. Then, make sure they call and follow up with each person.



09

GET THEM TO TAKE ACTION NOW!

Remember our 72 hour golden rule; those who take action and setup at least 3 presentations within 72 hours have a 91% success rate, meaning they have earned a commission already and many are thriving and growing their business.

72 hours

10

THE FINAL AND MOST IMPORTANT STEP

Teach them to duplicate what you did and get them to start earning **Instant Pay Bonuses**.

\$50 to \$150